

Interlock Fittings

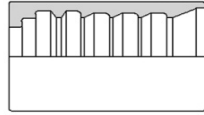


INTERLOCK FERRULES INTERLOCK MALE FITTINGS

Part No.	Nut Type	Thread	Hose Bore		Box Qty.
			Ins.	mm	

MPF3

INTERLOCK FERRULES FOR HOSES: DIN20023-4SH EN 856-4SH
SAE 100R13 EN856-R13 SAE 100R15



MPF 3 19			3/4"	19		
MPF 3 25			1"	25		
MPF 3 32			1.1/4"	32		
MPF 3 38			1.1/2"	38		
MPF 3 50			2"	50		

MPF4

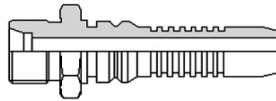
INTERLOCK FERRULES FOR HOSES:
SAE 100R13 EN856-R13 SAE 100R15



MPF 4 32			1.1/4"	32		
MPF 4 38			1.1/2"	38		
MPF 4 50			2"	50		

MCES

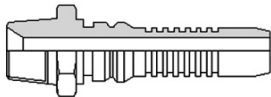
INTERLOCK MALES 24° DIN 3861 FOR HOSES: DIN 20023-4SH 856-4SH
SAE 100R13 EN856-R13, SAE 100R15



MCES 20S 19		30x20	3/4"	12		
MCES 25S 19		36x2.0	3/4"	19		
MCES 30S 25		42x2.0	1"	25		
MCES 38S 32		52x2.0	1.1/4"	32		

MAGN

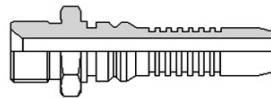
INTERLOCK NPTF MALES FOR HOSES: DIN 20023-4SH EN 856-4SH
SAE 100R13 EN856-R13 SAE 100R15



MAGN 12 19		3/4"x14	3/4"	19		
MAGN 16 25		1"x11.5	1"	25		
MAGN 20 32		1.1/4"x11.5	1.1/4"	32		
MAGN 24 38		1.1/2"x11.5	1.1/2"	38		
MAGN 32 50		2"x11.5	2"	50		

MAGR

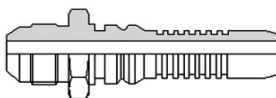
INTERLOCK BSP 60° CONE MALES FOR HOSES:
DIN 20023-4SH EN 856-4SH SAE 100R13 EN856-R13 SAE 100R15



MAGR 12 19		3/4"x14	3/4"	19		
MAGR 16 25		1"x11.5	1"	25		
MAGR 20 32		1.1/4"x11.5	1.1/4"	32		
MAGR 24 38		1.1/2"x11.5	1.1/2"	38		
MAGR 32 50		2"x11.5	2"	50		

MAGJ

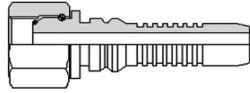
INTERLOCK JIC 74° UNF-UN MALES FOR HOSES:
DIN 20023-4SH EN 856-4SH SAE 100R13 EN856-R13 SAE 100R15



MAGJ 17 19		1.1/16x12	3/4"	19		
MAGJ 21 25		1.5/16x12	1"	25		
MAGJ 26 32		1.5/8x12	1.1/4"	32		
MAGJ 30 38		1.7/8x12	1.1/2"	38		
MAGJ 40 50		2.1/2x12	2"	50		

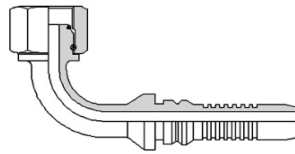
Part No.	Nut Type	Thread	Hose Bore		Box Qty.
			Ins.	mm	

MDKOR INTERLOCK BSP FEMALES 60° CONE O-RING FOR HOSES:
DIN 20023-4SH EN856-4SH SAE 100R13 EN 856-R13 SAE 100R15



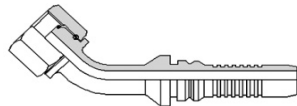
MDKOR 12 19	b	3/4x14	3/4"	19	15
MDKOR 16 25	b	1x11	1"	25	15
MDKOR 20 32	b	1.1/4x11	1.1/4"	32	4
MDKOR 24 38	b	1.1/2x11	1.1/2"	38	5
MDKOR 32 50	c	2x11	2"	50	4

MDKOR 90 INTERLOCK 90° BSP FEMALES 60° CONE O-RING FOR HOSES:
DIN 20023-4SH EN856-4SH SAE 100R13 EN 856-R13 SAE 100R15



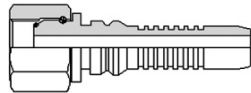
MDKOR 90 12 19	c	3/4x14	3/4"	19	
MDKOR 90 16 25	c	1x11	1"	25	
MDKOR 90 20 32	c	1.1/4x11	1.1/4"	32	
MDKOR 90 24 38	c	1.1/2x11	1.1/2"	38	
MDKOR 90 32 50	c	2x11	2"	50	

MDKOR 45 INTERLOCK 45° BSP FEMALES 60° CONE O-RING FOR HOSES:
DIN 20023-4SH EN856-4SH SAE 100R13 EN 856-R13 SAE 100R15



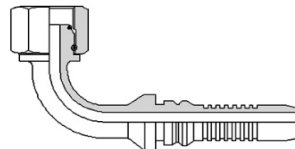
MDKOR 45 12 19	c	3/4x14	3/4"	19	
MDKOR 45 16 25	c	1x11	1"	25	
MDKOR 45 20 32	c	1.1/4x11	1.1/4"	32	
MDKOR 45 24 38	c	1.1/2x11	1.1/2"	38	
MDKOR 45 32 50	c	2x11	2"	50	

MDKOS INTERLOCK METRIC FEMALES 24° CONE O-RING FOR HOSES:
DIN 20023-4SH EN856-4SH SAE 100R13 EN 856-R13 SAE 100R15



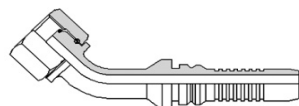
MDKOS 20S 19	b	30x20	3/4"	19	
MDKOS 25S 19	b	36x2.0	3/4"	19	
MDKOS 30S 25	b	42x2.0	1"	25	
MDKOS 38S 32	b	52x2.0	1.1/4"	32	

MDKOS 90 INTERLOCK 90° METRIC FEMALES 24° CONE O-RING FOR HOSES:
DIN 20023-4SH EN856-4SH SAE 100R13 EN 856-R13 SAE 100R15



MDKOS 90 20S 19	b	30x20	3/4"	19	
MDKOS 90 25S 19	b	36x2.0	3/4"	19	
MDKOS 90 30S 25	b	42x2.0	1"	25	
MDKOS 90 38S 32	b	52x2.0	1.1/4"	32	

MDKOS 45 INTERLOCK 45° METRIC FEMALES 24° CONE O-RING FOR HOSES:
DIN 20023-4SH EN856-4SH SAE 100R13 EN 856-R13 SAE 100R15

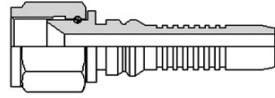


MDKOS 45 20S 19	b	30x20	3/4"	19	
MDKOS 45 25S 19	b	36x2.0	3/4"	19	
MDKOS 45 30S 25	b	42x2.0	1"	25	
MDKOS 45 38S 32	b	52x2.0	1.1/4"	32	

Part No.	Nut Type	Thread	Hose Bore		Box Qty.
			Ins.	mm	

MDKOJ

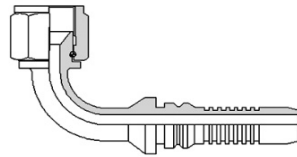
INTERLOCK JIC FEMALES 74° CONE WITH O-RING FOR HOSES:
DIN 20023-4SH EN856-4SH SAE 100R13 EN 856-R13 SAE 100R15



MDKOJ 17 19	b	1.1/16x12	3/4"	19		
MDKOJ 21 25	b	1.5/16x12	1"	25		
MDKOJ 26 32	b	1.5/8x12	1.1/4"	32		
MDKOJ 30 38	b	1.7/8x12	1.1/2"	38		
MDKOJ 40 50	b	2.1/2x12	2"	50		

MDKOJ 90

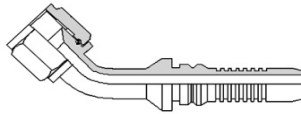
INTERLOCK 90° JIC FEMALES 74° CONE WITH O-RING FOR HOSES:
DIN 20023-4SH EN856-4SH SAE 100R13 EN 856-R13 SAE 100R15



MDKOJ 90 17 19	c	1.1/16x12	3/4"	19		
MDKOJ 90 21 25	c	1.5/16x12	1"	25		
MDKOJ 90 26 32	c	1.5/8x12	1.1/4"	32		
MDKOJ 90 30 38	c	1.7/8x12	1.1/2"	38		
MDKOJ 90 40 50	c	2.1/2x12	2"	50		

MDKOJ 45

INTERLOCK 45° JIC FEMALES 74° CONE WITH O-RING FOR HOSES:
DIN 20023-4SH EN856-4SH SAE 100R13 EN 856-R13 SAE 100R15



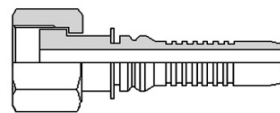
MDKOJ 45 17 19	c	1.1/16x12	3/4"	19		
MDKOJ 45 21 25	c	1.5/16x12	1"	25		
MDKOJ 45 26 32	c	1.5/8x12	1.1/4"	32		
MDKOJ 45 30 38	c	1.7/8x12	1.1/2"	38		
MDKOJ 45 40 50	c	2.1/2x12	2"	50		

MORFS

INTERLOCK FACE SEAL FEMALE FITTINGS

ISO 12151-1 (ISO 8434-3) FOR HOSES:

DIN 20023-4SH EN856-4SH SAE100R13 EN 856-R13 SAE 100R15



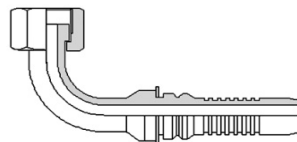
MORFS 19 19	b	1.3/16"	3/4"	19		
MORFS 23 25	b	1.7/16"	1"	25		
MORFS 27 32	b	1.11/16"	1.1/4"	32		
MORFS 32 38	b	2"	1.1/2"	38		

MORFS 90

INTERLOCK FACE SEAL FEMALE 90° FITTINGS

ISO 12151-1 (ISO 8434-3) FOR HOSES:

DIN 20023-4SH EN856-4SH SAE100R13 EN 856-R13 SAE 100R15



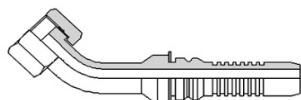
MORFS 90 19 19	b	1.3/16"	3/4"	19		
MORFS 90 23 25	b	1.7/16"	1"	25		
MORFS 90 27 32	b	1.11/16"	1.1/4"	32		
MORFS 90 32 38	b	2"	1.1/2"	38		

MORFS 45

INTERLOCK FACE SEAL FEMALE 45° FITTINGS

ISO 12151-1 (ISO 8434-3) FOR HOSES:

DIN 20023-4SH EN856-4SH SAE100R13 EN 856-R13 SAE 100R15

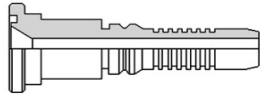


MORFS 45 19 19	b	1.3/16"	3/4"	19		
MORFS 45 23 25	b	1.7/16"	1"	25		
MORFS 45 27 32	b	1.11/16"	1.1/4"	32		
MORFS 45 32 38	b	2"	1.1/2"	38		

Part No.	Flange Size	Flange Head Dia. mm	Hose Bore		Box Qty.
			Ins.	mm	

MFL3

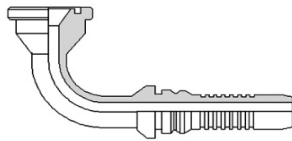
INTERLOCK SAE J 518 FLANGES 3000 PSI (Code 61) FOR HOSES:
DIN 20023-4SH EN856-4SH SAE 100R13 EN 856-R13 SAE 100R15



MFL3 12 19	3/4"	38.1	3/4"	19	
MFL3 16 19	1"	44.4	3/4"	19	
MFL3 16 25	1"	44.4	1"	25	
MFL3 20 25	1.1/4"	50.8	1"	25	
MFL3 20 32	1.1/4"	50.8	1.1/4"	32	
MFL3 24 32	1.1/2"	60.3	1.1/4"	32	
MFL3 24 38	1.1/2"	60.3	1.1/2"	38	
MFL3 32 38	2"	71.4	1.1/2"	38	
MFL3 32 50	2"	71.4	2"	50	

MFL3 90

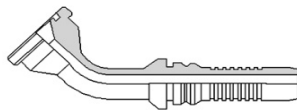
INTERLOCK 90° SAE J 518 FLANGES 3000 PSI (Code 61) FOR HOSES:
DIN 20023-4SH EN856-4SH SAE 100R13 EN 856-R13 SAE 100R15



MFL3 90 12 19	3/4"	38.1	3/4"	19	
MFL3 90 16 19	1"	44.4	3/4"	19	
MFL3 90 16 25	1"	44.4	1"	25	
MFL3 90 20 25	1.1/4"	50.8	1"	25	
MFL3 90 20 32	1.1/4"	50.8	1.1/4"	32	
MFL3 90 24 32	1.1/2"	60.3	1.1/4"	32	
MFL3 90 24 38	1.1/2"	60.3	1.1/2"	38	
MFL3 90 32 38	2"	71.4	1.1/2"	38	
MFL3 90 32 50	2"	71.4	2"	50	

MFL3 45

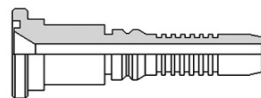
INTERLOCK 45° SAE J 518 FLANGES 3000 PSI (Code 61) FOR HOSES:
DIN 20023-4SH EN856-4SH SAE 100R13 EN 856-R13 SAE 100R15



MFL3 45 12 19	3/4"	38.1	3/4"	19	
MFL3 45 16 19	1"	44.4	3/4"	19	
MFL3 45 16 25	1"	44.4	1"	25	
MFL3 45 20 25	1.1/4"	50.8	1"	25	
MFL3 45 20 32	1.1/4"	50.8	1.1/4"	32	
MFL3 45 24 32	1.1/2"	60.3	1.1/4"	32	
MFL3 45 24 38	1.1/2"	60.3	1.1/2"	38	
MFL3 45 32 38	2"	71.4	1.1/2"	38	
MFL3 45 32 50	2"	71.4	2"	50	

MFL6

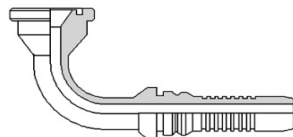
INTERLOCK SAE J 518 FLANGES 6000 PSI (Code 62) FOR HOSES:
DIN 20023-4SH EN856-4SH SAE 100R13 EN 856-R13 SAE 100R15



MFL6 12 19	3/4"	41.3	3/4"	19	
MFL6 16 19	1"	47.6	3/4"	19	
MFL6 16 25	1"	47.6	1"	25	
MFL6 20 25	1.1/4"	54.0	1"	25	
MFL6 20 32	1.1/4"	54.0	1.1/4"	32	
MFL6 24 32	1.1/2"	63.5	1.1/4"	32	
MFL6 24 38	1.1/2"	63.5	1.1/2"	38	
MFL6 32 38	2"	79.4	1.1/2"	38	
MFL6 32 50	2"	79.4	2"	50	

MFL6 90

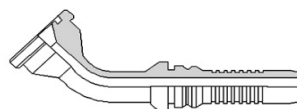
INTERLOCK 90° SAE J 518 FLANGES 6000 PSI (Code 62) FOR HOSES:
DIN 20023-4SH EN856-4SH SAE 100R13 EN 856-R13 SAE 100R15



MFL6 90 12 19	3/4"	41.3	3/4"	19	
MFL6 90 16 19	1"	47.6	3/4"	19	
MFL6 90 16 25	1"	47.6	1"	25	
MFL6 90 20 25	1.1/4"	54.0	1"	25	
MFL6 90 20 32	1.1/4"	54.0	1.1/4"	32	
MFL6 90 24 32	1.1/2"	63.5	1.1/4"	32	
MFL6 90 24 38	1.1/2"	63.5	1.1/2"	38	
MFL6 90 32 38	2"	79.4	1.1/2"	38	
MFL6 90 32 50	2"	79.4	2"	50	

MFL6 45

INTERLOCK 45° SAE J 518 FLANGES 6000 PSI (Code 62) FOR HOSES:
DIN 20023-4SH EN856-4SH SAE 100R13 EN 856-R13 SAE 100R15



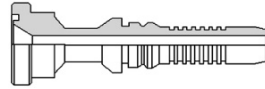
MFL6 45 12 19	3/4"	41.3	3/4"	19	
MFL6 45 16 19	1"	47.6	3/4"	19	
MFL6 45 16 25	1"	47.6	1"	25	
MFL6 45 20 25	1.1/4"	54.0	1"	25	
MFL6 45 20 32	1.1/4"	54.0	1.1/4"	32	
MFL6 45 24 32	1.1/2"	63.5	1.1/4"	32	
MFL6 45 24 38	1.1/2"	63.5	1.1/2"	38	
MFL6 45 32 38	2"	79.4	1.1/2"	38	
MFL6 45 32 50	2"	79.4	2"	50	

Part No.	Flange Size	Flange Head Dia. mm	Hose Bore		Box Qty.
			Ins.	mm	

MFLC

INTERLOCK FLANGES TYPE CAT FOR HOSES:

DIN 20023-4SH EN856-4SH SAE 100R13 EN 856-R13 SAE 100R15



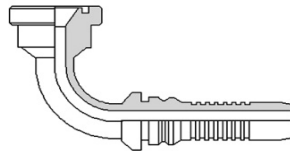
MFLC 12 19	3/4"	41.3	3/4"	19		
MFLC 16 19	1"	47.6	3/4"	19		
MFLC 16 25	1"	47.6	1"	25		
MFLC 20 25	1.1/4"	54.0	1"	25		
MFLC 20 32	1.1/4"	54.0	1.1/4"	32		
MFLC 24 32	1.1/2"	63.5	1.1/4"	32		
MFLC 24 38	1.1/2"	63.5	1.1/2"	38		

FLANGE HEAD THICKNESS = 14.5mm

MFLC 90

INTERLOCK 90° FLANGES TYPE CAT FOR HOSES:

DIN 20023-4SH EN856-4SH SAE 100R13 EN 856-R13 SAE 100R15



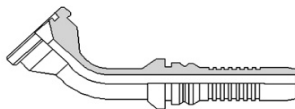
MFLC 90 12 19	3/4"	41.3	3/4"	19		
MFLC 90 16 19	1"	47.6	3/4"	19		
MFLC 90 16 25	1"	47.6	1"	25		
MFLC 90 20 25	1.1/4"	54.0	1"	25		
MFLC 90 20 32	1.1/4"	54.0	1.1/4"	32		
MFLC 90 24 32	1.1/2"	63.5	1.1/4"	32		
MFLC 90 24 38	1.1/2"	63.5	1.1/2"	38		

FLANGE HEAD THICKNESS = 14.5mm

MFLC 45

INTERLOCK 45° FLANGES TYPE CAT FOR HOSES:

DIN 20023-4SH EN856-4SH SAE 100R13 EN 856-R13 SAE 100R15



MFLC 45 12 19	3/4"	41.3	3/4"	19		
MFLC 45 16 19	1"	47.6	3/4"	19		
MFLC 45 16 25	1"	47.6	1"	25		
MFLC 45 20 25	1.1/4"	54.0	1"	25		
MFLC 45 20 32	1.1/4"	54.0	1.1/4"	32		
MFLC 45 24 32	1.1/2"	63.5	1.1/4"	32		
MFLC 45 24 38	1.1/2"	63.5	1.1/2"	38		

FLANGE HEAD THICKNESS = 14.5mm